

LUX7 STM595-72M-T8N TOPCon

580-595W



N

N type topcon cells make extremely low power losses and prevent phenomena LID&LETID.



Excellent low-light power generation effect, ensuring continuous output in cloudy, shading conditions.



Whole process of manufacturing adheres to the green concept, fluorine-free and low-lead.



Minimized micro-cracks with innovative non-destructive cutting Technology.

PID

Selection of packaging materials with excellent sealing More advanced cell processing technology to reduce doping to ensure highly PID resistance.



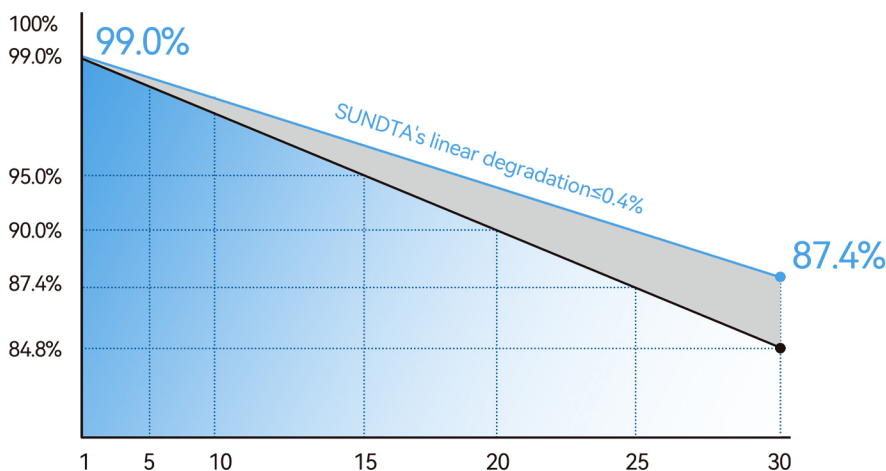
Sand blowing test, salt mist test and ammonia test passed to adapt with harsh environments



Mechanical performance up to 5400 Pa positive load and 2400 Pa.Negative load.

Complete System and Product Certifications

IEC61215/IEC61730/IEC61701/IEC62716/UL61730
ISO 9001: Quality Management System
ISO 14001: Environmental Management System
ISO14064: Greenhouse Gases Emissions Verification
ISO45001: Occupational Health and Safety Management System

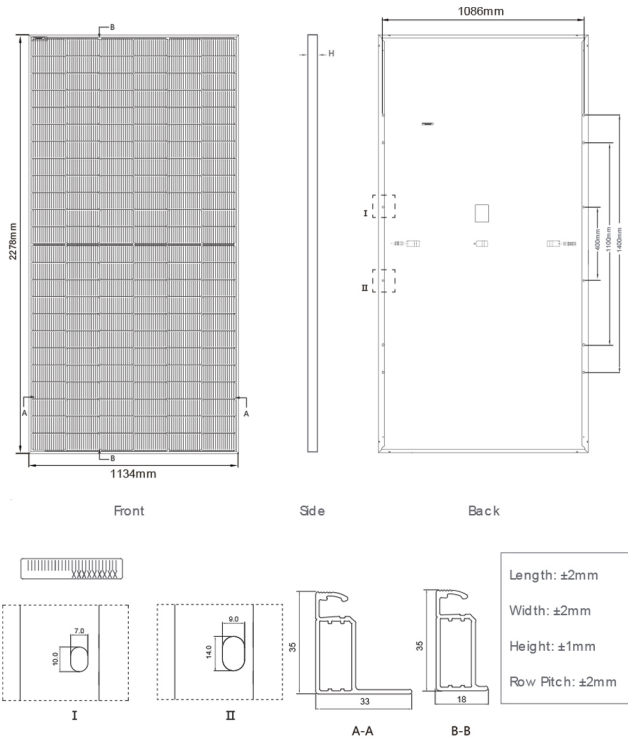


15 Years Warranty for Materials and Processing



30 Years Warranty for Extra Linear Power Output

23.03% Max Efficiency	0-3% Power Tolerance	2278x1134x35mm Dimension	28.0kg Weight	N-type TOPCon
---------------------------------	--------------------------------	------------------------------------	-------------------------	----------------------



Mechanical Characteristics

Cell Orientation	144 (6x24)
Dimension	2278x1134x35mm
Weight	28kg
Glass	3.2mm, Anti-Reflection Coating, High Transmission, Low Iron, Tempered Glass
Frame	Anodized aluminum alloy frame
Junction Box	IP68, three diodes
Output Cable	TUV 1x4.0mm ² , (+):400mm, (-):200mm or Customized Length
Packaging	31pcs/pallet, 620pcs/40'HQ

Electrical Data (STC)

Maximum Power(Pmax)	580W	585W	590W	595W
Maximum Power Voltage(Vmp)	42.37V	42.52V	42.67V	42.82V
Maximum Power Current(Imp)	13.69A	13.76A	13.83A	13.90A
Open-circuit Voltage(Voc)	51.02V	51.16V	51.30V	51.44V
Short-circuit Current(Isc)	14.47A	14.55A	14.63A	14.71A
Module Efficiency(%)	22.45%	22.65%	22.84%	23.03%

STC: Irradiance 1000W/m², Cell Temperature 25°C, Air Mass AM1.5.

Electrical Data (NOCT)

Maximum Power(Pmax)	436W	440W	444W	448W
Maximum Power Voltage(Vmp)	39.69V	39.81V	39.93V	40.05V
Maximum Power Current(Imp)	10.99A	11.05A	11.11A	11.17A
Open-circuit Voltage(Voc)	48.46V	48.60V	48.74V	48.88V
Short-circuit Current(Isc)	11.68A	11.75A	11.82A	11.89A
Module Efficiency(%)	22.45%	22.65%	22.84%	23.03%

NOCT: Irradiance at 800W/m², Ambient Temperature 20°C, Wind Speed 1m/s.

Temperature Ratings(STC)

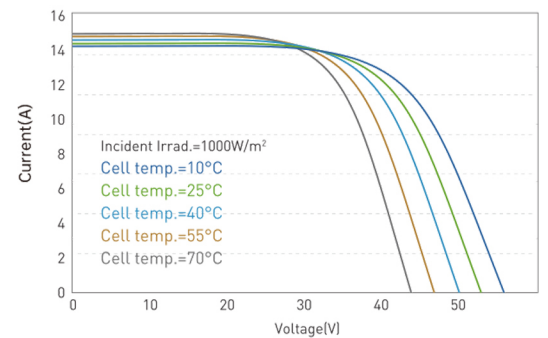
Temperature Coefficient of Isc	+0.045%/°C
Temperature Coefficient of Voc	-0.250%/°C
Temperature Coefficient of Pmax	-0.290%/°C
NOCT (Nominal operating cell temperature)	45±2°C

Operating Parameters

Operating temperature(°C)	-40°C~+85°C
Maximum system voltage	1000/1500V DC(IEC)
Maximum series fuse rating	25A
Power tolerance	0-3%

Curve

I-V Curve at different Temperature (585W)



I-V/P-V Curve at different Irradiation (585W)

